


XBS-C / XBSS-C Flexible Couplings - Single - Disk Type

WEB Selection Tool WEB CAD Download Zero Backlash High Rigidity SUS Stainless steel

Structure

- Clamping Type → P.xxxx
- XBS-C** Aluminum Alloy Hub
- XBSS-C** Made of All Stainless Steel



Recommended Applicable Motor

	XBS-C	XBSS-C
Servomotor	○	○
Stepping Motor	○	○
General-purpose Motor	●	●

○: Excellent ○: Very good ●: Available

Property

	XBS-C	XBSS-C
Zero Backlash	○	○
High Torque	○	○
High Torsional Stiffness	○	○
Allowable Misalignment	○	○
Corrosion Resistance (All S.S.)	-	○

○: Excellent ○: Very good

- This is a disk type flexible coupling.
- It has compact design with short entire length.
- The stainless steel disk allows eccentricity, and angular misalignment, and end-play.
- Wide variation of outside diameter ϕ 15 - ϕ 104 and bore diameter ϕ 3 - ϕ 50.
- Extra super duralumin (A7075) featuring the highest strength among aluminum alloy is adopted for **XBS-C** hubs.
- XBSS-C** is the all stainless steel type with stainless steel hubs.

Application

Actuator / Surface-mount machine / High precision XY stage / Index table

Material/Finish

RoHS2 Compliant

	XBS-C	XBSS-C
Hub	A7075*1	SUS303
Bolt	SCM435 Ferrosoferric Oxide Film (Black)	SUSXM7
Disk	SUS304	SUS304
Collar	SUS304	SUS304
Hex Socket Head Cap Screw	SCM435 Ferrosoferric Oxide Film (Black)	SUSXM7

*1: Anodized products are also available. Please contact our customer service.

Related Products

The Single-Disk type Flexible Coupling **XHS-C** is compatible with the servomotor with 350% instantaneous max. torque is available.

→ P.xxxx



Part number specification

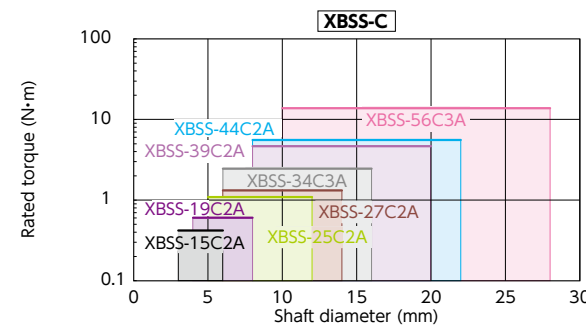
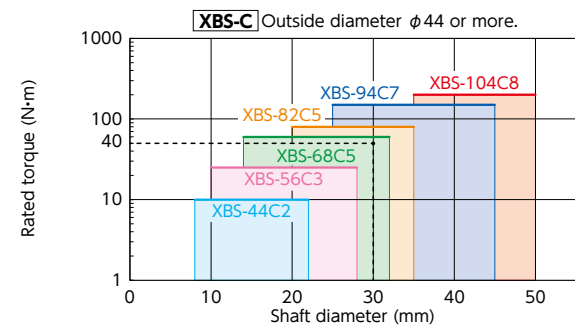
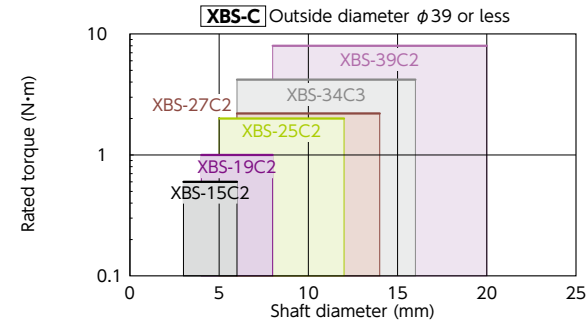
XBS-25C2-8-8

Product Code Size Bore Diameter

Please refer to dimensional table for part number specification.

Selection

Selection Based on Shaft Diameter and Rated Torque



Selection Example

In case of selected parameters of shaft diameter of ϕ 30 and load torque of 40 N·m, the selected size is

XBS-68C5.

Selection Based on the Rated Output of the Servomotor

Rated Output (W)	Servomotor Specifications*1			Selection Size	
	Diameter of Motor Shaft (mm)	Rated Torque (N·m)	Instantaneous Max. Torque (N·m)	Aluminum Alloy Hub	Made of All Stainless Steel
10	5 - 6	0.032	0.096	XBS-15C	XBSS-15C
20	5 - 6	0.064	0.19	XBS-15C	XBSS-15C
30	5 - 7	0.096	0.29	XBS-19C	XBSS-19C
50	6 - 8	0.16	0.48	XBS-19C	XBSS-19C
100	8	0.32	0.95	XBS-19C	XBSS-25C
200	9 - 14	0.64	1.9	XBS-27C	XBSS-34C
400	14	1.3	3.8	XBS-34C	XBSS-39C
750	16 - 19	2.4	7.2	XBS-39C	XBSS-56C

*1: Motor specifications are based on general values. For details, see the motor manufacturer's catalogs. This is the size for cases where devices such as reduction gears are not used.



Additional Keyway at Shaft Hole → P.xxxx Cleanroom Wash & Packaging → P.xxxx Change to Stainless Steel Screw → P.xxxx
Available / Add'l charge Please feel free to contact us Please feel free to contact us