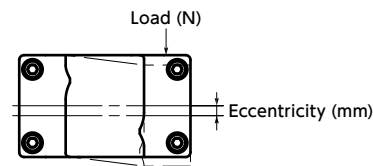
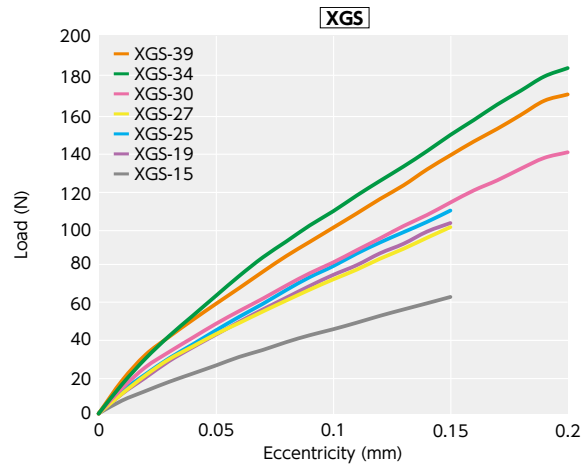
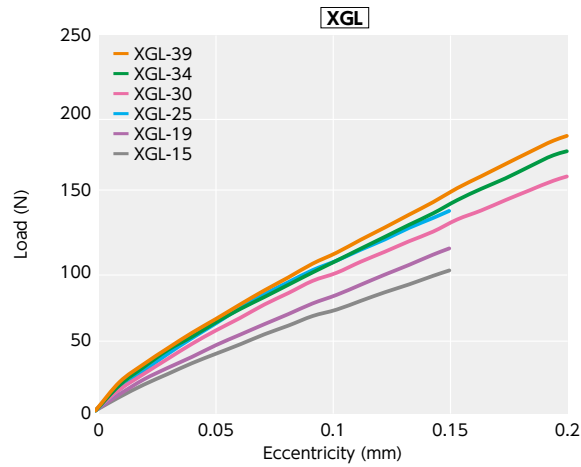
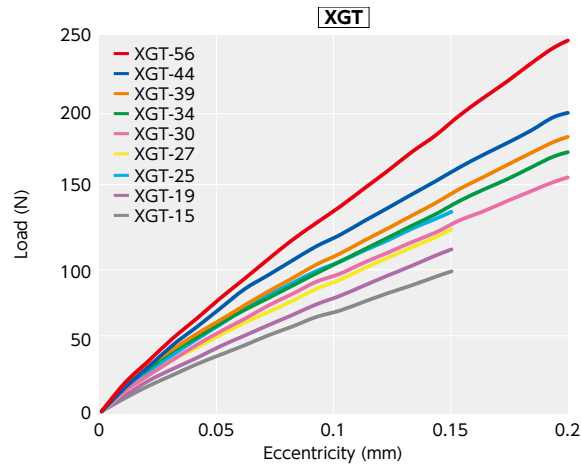


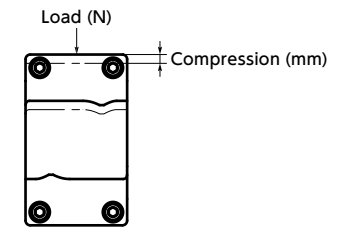
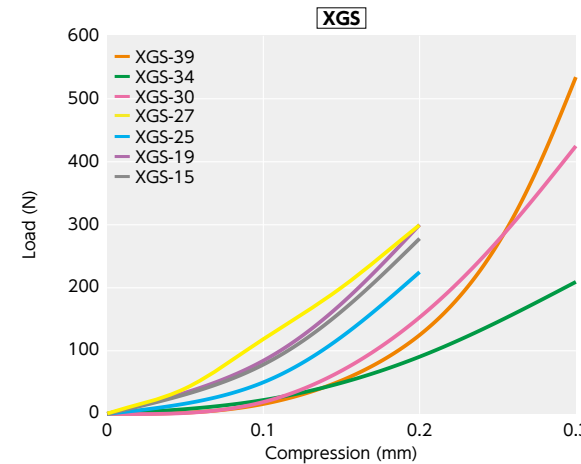
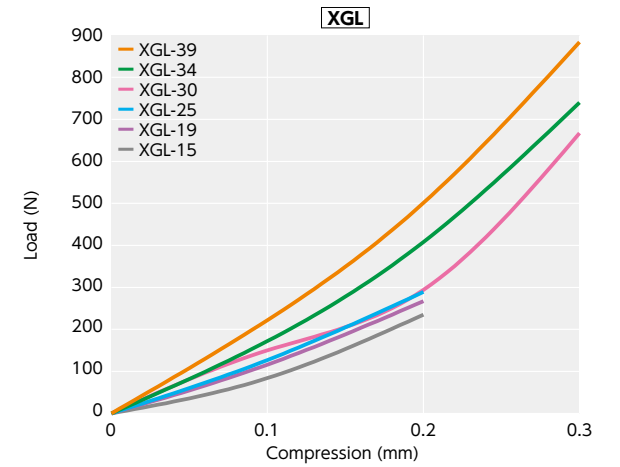
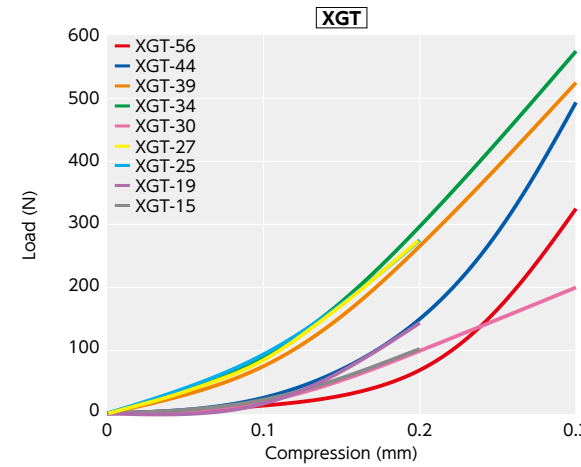
Technical Information

● **Eccentric Reaction Force**



This is the force generated when placing **XGT**, **XGL**, **XGS** in an eccentric condition. As the eccentric reaction force becomes smaller, the force acting on the shaft bearing also becomes smaller.

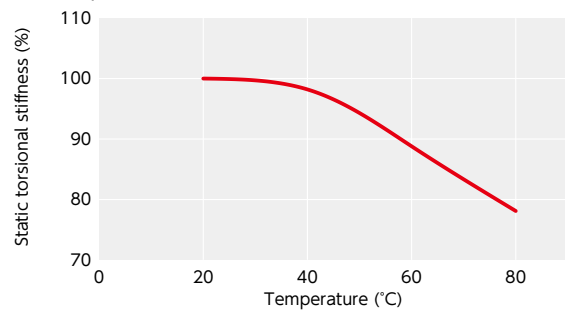
● **Thrust Reaction Force**



This is the force generated when compressing **XGT**, **XGL**, **XGS** in the axial direction. As the thrust reaction force becomes smaller, the force acting on the motor also becomes smaller.

● **Change in static torsional stiffness due to temperature**

This is a value under the condition where the static torsional stiffness at 20°C is 100%. Changes in the static torsion spring constant within the operating temperature are shown in the graph. Before using the unit, be aware of the deterioration of responsiveness.



● **Physical property and chemical resistance of high-gain type rubber (HNBR)**

	Effect
Aging Resistance	⊙
Weather Resistance	⊙
Ozone Resistance	⊙
Gasoline / Gas Oil	○ - ⊙
Benzene / Toluene	△ - ○
Alcohol	⊙
Ether	× - △
Ketone (MEK)	×
Ethyl Acetate	× - △
Water	⊙
Organic Acid	⊙
High Concentration Inorganic Acid	○
Low Concentration Inorganic Acid	⊙
Strong Alkali	⊙
Weak Alkali	⊙

⊙: Excellent ○: Available △: Available depending on conditions ×: Not available

● **Slip Torque**

As in the table below, the clamping types **XGT-C**, **XGT-CS**, **XGS-C**, **XGS-CS**, and **XGL-C** have different slip torque according to the bore diameter. Take care during selection.

Outside Diameter	Bore Diameter (mm)																	Unit: N·m	
	3	4	4.5	5	6	6.35	7	8	10	11	12	12.7	14	15	16	17	19		20
15	1	1.3	1.5	1.7	1.9														
19		2.2		2.7	3.1	3.3	3.8												
25				4.3	5	5.5		6.8											
27				3.8	5			6.8											
30								7.5	10	12									
34								8.3	10	10	12		13						
39									13		15	17	17	18	18	23	25		
44											16		19	20	21	23	25	27	
56														45			50	61	

● These are test values based on the conditions of shaft dimensional allowance: h7, hardness: 34 - 40 HRC, and screw tightening torque of the values described in **XGT-C**, **XGT-CS**, **XGS-C**, **XGS-CS**, **XGL-C** dimension tables. They are not guaranteed values.
 ● Slip torque changes with usage conditions. Carry out tests under conditions similar to actual conditions in advance.