

MJC Flexible Coupling - Jaw - Type


High torque Vibration absorption Electrical Insulation

Structure

● Set Screw Type → P.xxxx

MJC--**** Tight Fit

MJC--E**** Easy Fit



● Clamping Type → P.xxxx

MJC-CS**** Tight Fit

MJC-CS-E**** Easy Fit



● Set Screw + Key Type → P.xxxx

MJC-K**** Tight Fit

MJC-K-E**** Easy Fit



● Clamping + Key Type → P.xxxx

MJC-CSK**** Tight Fit

MJC-CSK-E**** Easy Fit



● Sleeve

Outside Diameter: $\phi 14 - \phi 30$



Tight Fit



Easy Fit

Outside Diameter: $\phi 40$



Tight Fit



Easy Fit

Outside Diameter: $\phi 55 - \phi 95$



Tight Fit



Easy Fit

● Material/Finish



	MJC / MJC-CS / MJC-K / MJC-CSK
Hub	A2017 Anodized*1
Sleeve	Polyurethane
Hex Socket Set Screw	SCM435 Ferroferric Oxide Film (Black)
Hex Socket Head Cap Screw	SCM435 Ferroferric Oxide Film (Black)

*1: With regard to bore and keyway surface treatment, process needs may result in a mixture of parts with and without surface treatment. This will not lead to any issues in terms of coupling performance.

● Part number specification

MJC-30CSK-ERD-10-11

Product Code Size Sleeve Type bore diameter

Please refer to dimensional table for part number specification.

● Applicable motors

	Tight Fit	Easy Fit
Servomotor	⊙	○
Stepping Motor	⊙	⊙
General-Purpose Motor	⊙	⊙

⊙: Excellent ○: Very good

● Property

	Tight Fit	Easy Fit
Zero Backlash	○	-
High Torque	⊙	⊙
Allowable Misalignment	○	○
Vibration Absorption	⊙	⊙
Electrical Insulation	⊙	⊙
Assembling	○	⊙
Allowable Operating Temperature	-20°C to 60°C	-20°C to 60°C

⊙: Excellent ○: Very good

● Sleeve Type

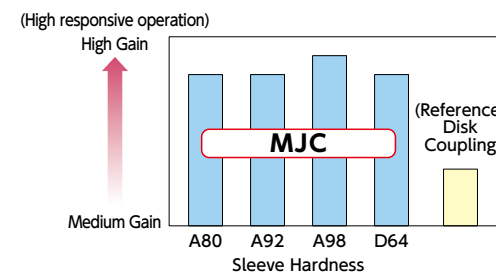
Sleeve Type	Sleeve Hardness (JIS)			
	A80	A92	A98	D64
Tight Fit				
Easy Fit				

Small ← Rated Torque / Max. Torque → Large
Large ← Allowable Misalignment → Small

● Tight Fit

The hub and sleeve are press-fit and can be used under zero backlash*1. Since the sleeve's vibration absorption can raise the gain of a servomotor, this unit can achieve high responsive operation exceeding the Disk coupling.

*1: For the torque used under zero backlash, please refer to dimensional table.



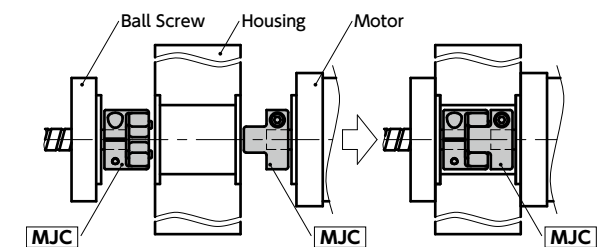
● Tight Fit Applications

XY stage / Index table / Machine tool / Injection molding machine

- This is a jaw type flexible coupling.
- Tight Fit enables transmission with zero backlash at low torque.
- Easy fit allows you to assemble and partition the hub and sleeve smoothly.
- Excellent flexibility allows eccentricity, angular misalignment and twisting vibration to be accepted.
- It has electrical insulation. Resistance value: Not less than 2 MΩ
- There are four types of sleeve hardness. Please select desirable units according to usage conditions including torque and misalignment.

● Easy Fit

This unit allows you to easily assemble and partition the hub and sleeve. This allows you to reduce the time of assembling the unit and maintenance. It is possible to mount a hub on the shaft in advance and easily assemble the unit even in a location where the coupling is less-visible.



● Easy Fit Applications

Transport device / Mixer / Ventilator / Pump / Dispenser

Additional Keyway at Shaft Hole → P.xxxx Available / Add'l charge
Cleanroom Wash & Packaging → P.xxxx Available / Add'l charge
Change to Stainless Steel Screw → P.xxxx Available / Add'l charge

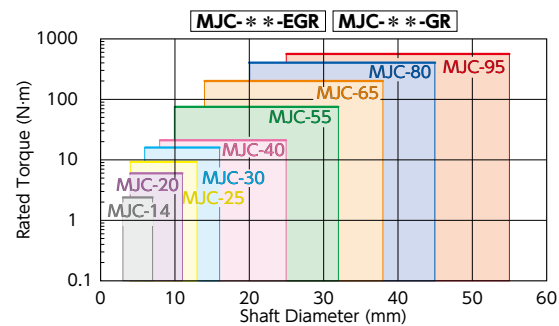
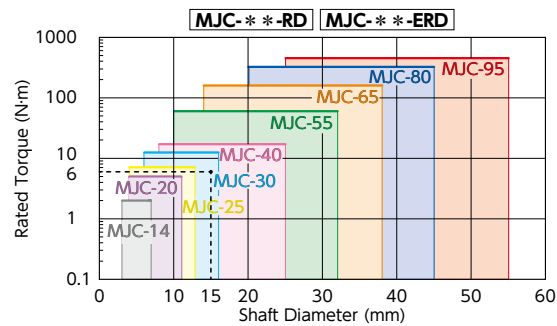
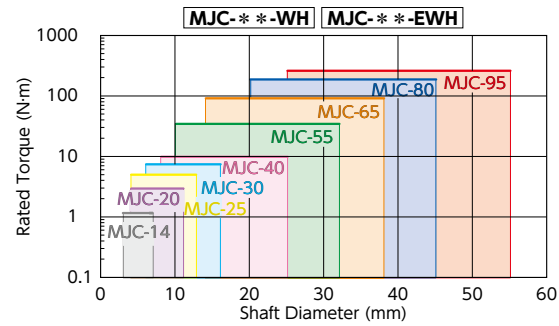
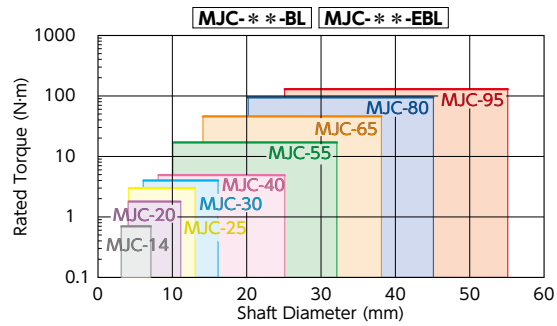
MJC Flexible Coupling - Jaw - Type

High torque Vibration absorption Electrical Insulation

Selection

● Selection based on shaft diameter and rated torque

The area bounded by the shaft diameter and rated torque indicates the selection size.



● Selection Example

In case of selected parameters of shaft diameter of $\phi 15$ and load torque of 6 N·m, the selected size for

MJC--RD**, **MJC-**-ERD** is **MJC-30-RD**, **MJC-30-ERD**.

● Selection based on the rated output of the servomotor

Rated Output (W)	Servomotor Specifications			Selection Outside Diameter Size			
	Diameter of Motor Shaft (mm)	Rated Torque (N·m)	Instantaneous Max. Torque (N·m)	MJC-**-BL MJC-**-EBL	MJC-**-WH MJC-**-EWH	MJC-**-RD MJC-**-ERD	MJC-**-GR MJC-**-EGR
10	5 - 6	0.032	0.096	14	14	14	14
20	5 - 6	0.064	0.19	14	14	14	14
30	5 - 7	0.096	0.29	14	14	14	14
50	6 - 8	0.16	0.48	20	20	20	20
100	8	0.32	0.95	20	20	20	20
200	9 - 14	0.64	1.9	30	30	30	30
400	14	1.3	3.8	30	30	30	30
750	16 - 19	2.4	7.2	-	40	40	40

● Motor specifications are based on general values. For details, see the motor manufacturer's catalogs. This is the size for cases where devices such as reduction gears are not used.

● Selection Example

In case of motor specification of shaft diameter of $\phi 14$ and rated torque of 0.64 N·m, the selected size of

MJC--BL** is as follows.

- Set Screw Type — **MJC-30-BL**
- Clamping Type — **MJC-30CS-BL**
- Set Screw + Key Type — **MJC-30K-BL**
- Clamping + Key Type — **MJC-30CSK-BL**