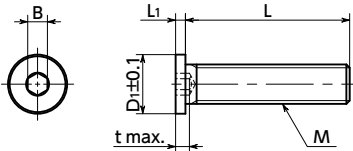


SSHS-SD-FC Socket Head Cap Screws with Ultra Low Profile & Small Head - Fluorine Coating

SUS Stainless steel Protrusion Seizing Prevention Small Head



Material/Finish





	SSHS-SD-FC
Main Body	SUSXM7 (Equivalent to SUS304) Fluorine Coating
Strength Class	A2 - 50



- Hex socket head cap screws with special low profile and small head diameter. Able to reduce spot facing diameters compared to standard hex socket head cap screws with special low profile.
- Highly cost-effective coating.
- Excellent lubrication property. Suitable for preventing seizing.

Application

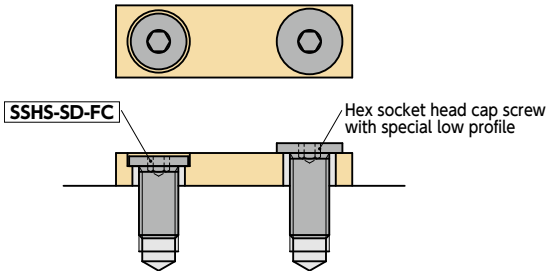
Reducing the size of equipment and devices
Seizing Prevention

Part Number 	M (Coarse)			L 								D1	L1	B	t max.	Mass (g)
	Nominal of Thread	Pitch														
SSHS-M3-SD-FC	M3	0.5	6	8	10	12						5	1.3	1.5	2	0.4 - 0.7
SSHS-M4-SD-FC	M4	0.7	6	8	10	12	16					6	1.5	2	2.5	0.7 - 1.5
SSHS-M5-SD-FC	M5	0.8	6	8	10	12	16	20				8	1.5	3	3	1.2 - 2.9
SSHS-M6-SD-FC	M6	1	6	8	10	12	16	20	25	30		9	1.5	3	4	1.6 - 5.8
SSHS-M8-SD-FC	M8	1.25		8	10	12	16	20	25	30	11	1.5	4	5		3.1 - 10
SSHS-M10-SD-FC	M10	1.5			10	12	16	20	25	30	13.5	1.5	5	6		5.7 - 16

Unit : mm

Usage Example

It is possible to perform spot facing and hide the head in locations where spot facing is not possible with standard hex socket head cap screws with special low profiles.



Precautions for Use

- Since the head bearing surface area is small, the bearing surface pressure increases.
- Using the following formula as a reference, ensure that the bearing surface pressure due to screw tightening does not exceed the permitted surface pressure of the intended fastening material.

$$P = \sigma \frac{As}{A}$$

P: Bearing surface pressure (N/mm²)

σ : Bolt stress (N/mm²)

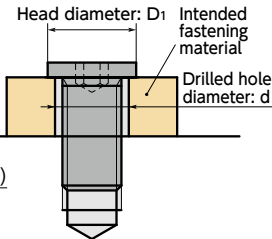
As: Screw effective cross-sectional area (mm²)

A: Bearing surface area (mm²)

$$\text{Bearing surface area } A = \pi \frac{(D_1^2 - d^2)}{4}$$

D1: Head diameter (mm)

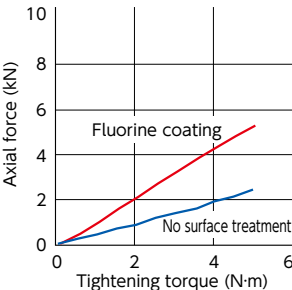
d: Drilled hole diameter (mm)



Head Diameter and Screw Effective Cross-Sectional Area

Part Number	Head Diameter (mm)	Screw Effective Cross-Sectional Area (mm ²)
SSHS-M3-SD-FC	5	5.03
SSHS-M4-SD-FC	6	8.78
SSHS-M5-SD-FC	8	14.2
SSHS-M6-SD-FC	9	20.1
SSHS-M8-SD-FC	11	36.6
SSHS-M10-SD-FC	13.5	58

Tightening Properties (Reference)



- Reference data for Hex Socket Head Cap Screw - Fluorine Coating **SNSS-M5-25-FC**.

Part Number Specification

SSHS-M5-20-SD-FC



Individual Sales	Cleanroom Wash & Packaging	Screw Length Adjustment	Vibration Resistant	Modification process for captive use
1 piece in 1 pack	Not Available	Not Available	Not Available	Not Available