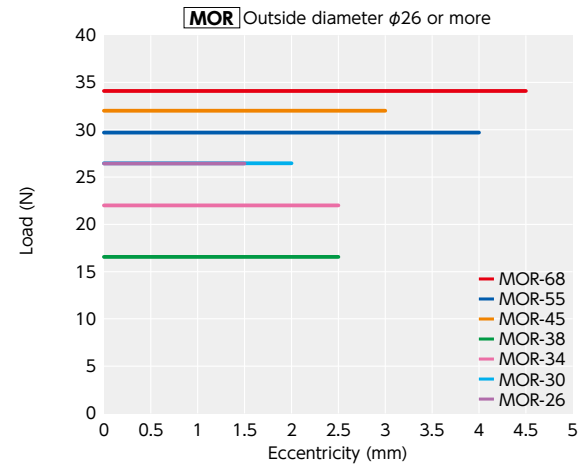
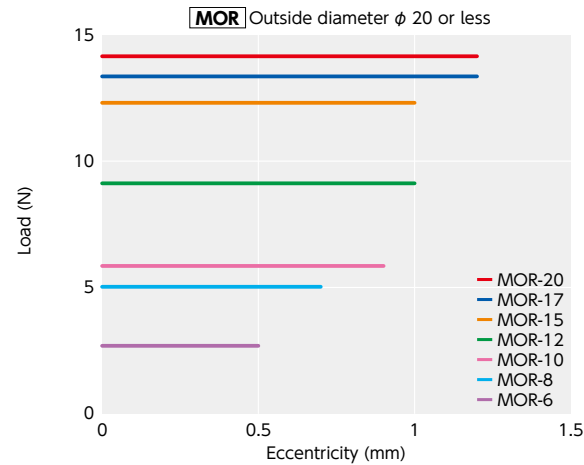


## Technical Information

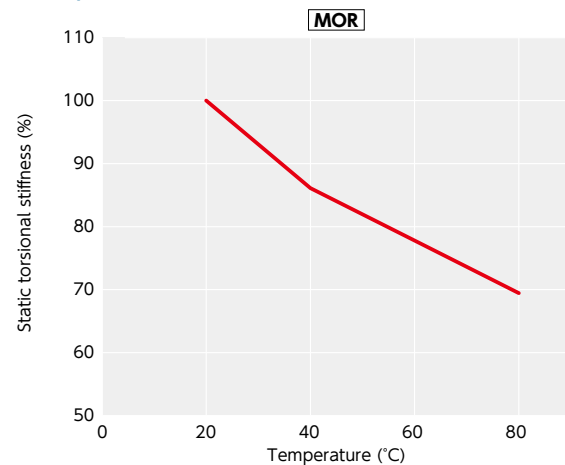
### • Eccentric Reaction Force



These are initial slippage load values of hubs and a spacer.

After running-in operation, the slippage load becomes small, the load on the shaft due to misalignment becomes lowered, and the burden on the shaft bearing is reduced.

### • Change in static torsional stiffness due to temperature



This is a value under the condition where the static torsional stiffness at 20°C is 100%.

Changes in the static torsion spring constant within the operating temperature are shown in the graph. Before using the unit, be aware of the deterioration of responsiveness.

### • Spacer's physical property (Polyacetal)

	Test Method	unit	Polyacetal
Density	ISO 1183	g/cm <sup>3</sup>	1.36
Water Absorption (23°C, Dipped for 24 hr)	ISO 62	%	0.7
Tensile Strength	ISO 527 - 1, 2	N/mm <sup>2</sup>	52
Bending Strength	ISO 178	N/mm <sup>2</sup>	72
Charpy Impact Strength (with Notch)	ISO 179 / 1eA	kJ/m <sup>2</sup>	5.9
Deflection Temperature Under Load (1.8MPa)	ISO 75 - 1, 2	°C	85
Insulation Breakdown Strength (3mmt)	IEC 60243 - 1	kV/mm	20
Volume Resistivity	IEC 60093	Ω·cm	1 x 10 <sup>14</sup>
Combustibility	UL94	-	HB

### • Spacer's chemical resistance (Polyacetal)

	Effect
Weather Resistance	Slight Change in Color
Weak Acid Resistance	Minor Effect
Strong Acid Resistance	Effect
Weak Alkali Resistance	Minor Effect
Strong Alkali Resistance	Minor Effect
Organic Solvent Resistance	Includes Resistance

### • Slip Torque

As in the table below, the clamping type **MOR-C** has different slip torque according to the bore diameter. Take care during selection.

Part Number	Bore Diameter																	Unit : N·m		
	3	4	5	6	6.35	8	9.525	10	12	14	15	16	18	20	22	25	28		30	35
<b>MOR-12C</b>	0.8	1.9	2.4																	
<b>MOR-15C</b>		2.3	3.5	4.8																
<b>MOR-17C</b>			2.7	3.6	4															
<b>MOR-20C</b>			3.7	4.2	4.3	5.7	6.1													
<b>MOR-26C</b>				4	6.4	9.3	11													
<b>MOR-30C</b>						7.5	13	13	17	20										
<b>MOR-34C</b>								16	18	23	30									
<b>MOR-38C</b>								19	20	24	30	34	37	38						
<b>MOR-45C</b>									34	41	42	44	48							
<b>MOR-55C</b>												73	75	88						
<b>MOR-68C</b>															100	100	100	100	110	110

- These are test values based on the conditions of shaft dimensional allowance: h7, hardness: 34 - 40 HRC, and screw tightening torque of the values described in **MOR-C** dimension tables. They are not guaranteed values.
- Slip torque changes with usage conditions. Carry out tests under conditions similar to actual conditions in advance.