

# MOR Flexible Couplings - Oldham Type

High torque × Electrical Insulation High Allowable Misalignment Small Eccentric Reaction Force

## Structure

### • Set Screw Type

**MOR** → P.xxxx



### • Clamping Type

**MOR-C** → P.xxxx



### • Set Screws + Key Type

**MOR-K** → P.xxxx



### • Clamping + Key Type

**MOR-CK** → P.xxxx



### • Recommended Applicable Motor

	MOR
Servomotor	●
Stepping Motor	●
General-purpose Motor	○

○: Excellent ○: Very good ●: Available

### • Property

	MOR
High Torque	○
Allowable Misalignment	○
Small Eccentric Reaction Force	○
Electrical Insulation	○
Allowable Operating Temperature	-20°C to 80°C

○: Excellent ○: Very good

- This is an oldham type flexible coupling.
- Slippage of hubs and a spacer allows large eccentricity and angular misalignment to be accepted.
- The eccentric reaction generated by misalignment is small and the burden on the shaft is reduced.
- The simple structure allows the unit to be easily assembled.

### • Application

Sputtering device / Parts feeder / Industrial sewing machine / Amusement device

### • Material/Finish



	MOR / MOR-C / MOR-K / MOR-CK
Hub	A2017 Anodized
Spacer	Polyacetal
Hex Socket Set Screw	SCM435 Ferrosferric Oxide Film (Black)
Hex Socket Head Cap Screw	SCM435 Ferrosferric Oxide Film (Black)

### • Part number specification

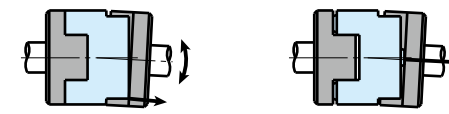
**MOR-20CK-6-10**

Product Code Size Bore Diameter

Please refer to dimensional table for part number specification.

### • Spacer's projection structure

Spacer's projection structure allows large angular to be effortlessly accepted. It reduces burden on the shaft.



(Without projection)

(With projection)

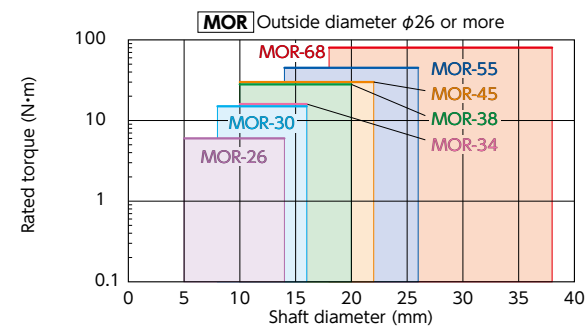
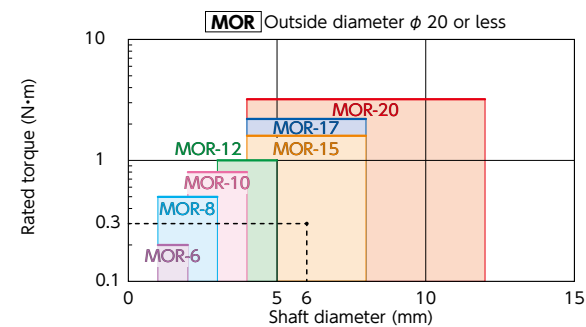
In the oldham-type coupling whose spacer has no projection, the spacer and hubs interfere with each other near outside diameter, so that the max. angular misalignment is small (1° - 1.5°) and that the bending moment arises on the shaft.

NBK's oldham type coupling allows the angular misalignment to be easily accepted since the projection serves as support. Bending moment does not arise. Therefore, the max. angular misalignment is large (3°) and the burden on the shaft is reduced.

## Selection

### • Selection Based on Shaft Diameter and Rated Torque

The area bounded by the shaft diameter and rated torque indicates the selection size.



### • Selection Example

In case of selected parameters of shaft diameter of φ 6 and load torque of 0.3 N·m, the selected size is

**MOR-15**.



Additional Keyway at Shaft Hole → P.xxxx Available / Add'l charge  
Cleanroom Wash & Packaging → P.xxxx Please feel free to contact us  
Change to Stainless Steel Screw → P.xxxx Available / Add'l charge