


XGHW-C Flexible Couplings - The Vibration - Absorption Capable Disk Type Patented

Zero Backlash
 High gain supported
 High torque
 High Rigidity
 Vibration absorption

Structure

- Clamping Type → P.xxxx

XGHW-C



- Material/Finish

	XGHW-C
Hub	A2017 Anodized
Spacer	A2017 Anodized
Disk Fixing Bolt	SCM435 Ferrosoferric Oxide Film (Black)
Disk	SUS304
Collar	SUS304
Hex Socket Head Cap Screw	SCM435 Ferrosoferric Oxide Film (Black)
Inertial Rotor	S45C Electroless Nickel Plating
Elastic Body	FKM



- Application

Actuator / Surface-mount machine / High precision XY stage / Index table

⚠️ Precautions for Use

When installing, be careful not to apply excessive torque, loads or forces to the inertial body. Doing so may result in the inertial body detaching.

- Recommended Applicable Motor

	XGHW-C
Servomotor	○
Stepping Motor	○
General-purpose Motor	●

○: Excellent ○: Very good ●: Available

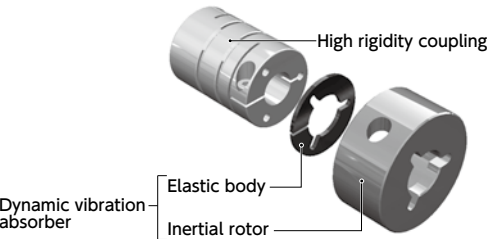
- Property

	XGHW-C
Zero Backlash	○
High-gain Supported	○
High Torque	○
High Torsional Stiffness	○
Allowable Misalignment	○
Vibration Absorption Characteristics	○
Allowable Operating Temperature	−10℃ to 60℃

○: Excellent ○: Very good

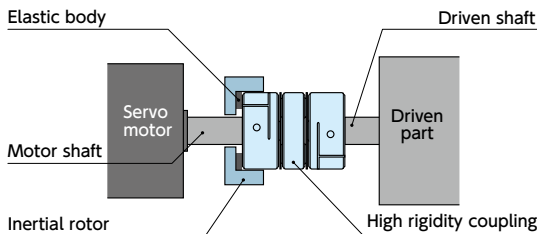
- Flexible couplings with vibration absorption function added to high rigidity couplings.

- A structure with both high rigidity and vibration absorption. The individual dynamic vibration absorber*1 is separate from the inertial rotor and elastic body in order to achieve vibration absorption.



* 1 : The mechanism for suppressing resonant vibration phenomena is achieved by connecting the dynamic vibration absorber to the auxiliary inertial body via the elastic body.

- Does not use resin elastic materials for the rotation transmission system from the motor shaft hub to the driven shaft hub, for high rigidity.



The inertial rotor/elastic body is shown in the cross sectional diagram

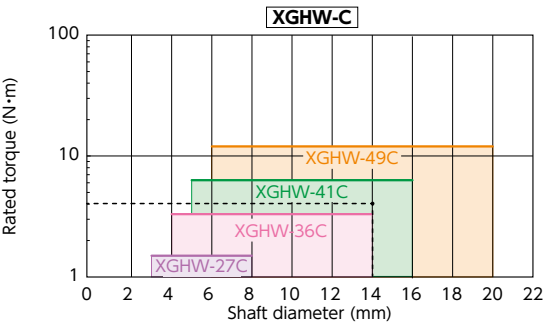
- Achieves high positioning accuracy under high loads, in addition to high servomotor gain.



Selection

- Selection Based on Shaft Diameter and Rated Torque

The area bounded by the shaft diameter and rated torque indicates the selection size.



- Selection Example

In case of selected parameters of shaft diameter of ϕ 14 and load torque of 3 N·m, the selected size is

XGHW-41C.

- Selection Based on the Rated Output of the Servomotor

Rated Output (W)	Servomotor Specifications*1			Selection Size
	Diameter of Motor Shaft (mm)	Rated Torque (N·m)	Instantaneous Max. Torque (N·m)	XGHW-C
50	6 - 8	0.16	0.48	27C
100	8	0.32	1.1	27C
200	9 - 14	0.64	2.2	36C
400	14	1.3	4.5	41C
750	16 - 19	2.4	8.4	49C

*1 : Motor specifications are based on general values. For details, see the motor manufacturer's catalogs. This is the size for cases where devices such as reduction gears are not used.

- Part number specification

XGHW-27C-6-8 J

Product Code Size Bore Diameter Inertial Rotor Side Identification Code

Please refer to dimensional table for part number specification. Append **J** to the bore diameter of the inertial rotor.

Additional Keyway at Shaft Hole → P.xxxx Please feel free to contact us	Cleanroom Wash & Packaging → P.xxxx Not Available	Change to Stainless Steel Screw → P.xxxx Please feel free to contact us
--	--	--