

MJS Flexible Coupling - Jaw - Type (Short) Additional Size

[WEB Selection Tool](#)
[WEB CAD Download](#)
[High torque](#)
[Vibration absorption](#)
[Electrical Insulation](#)

Structure

● Clamping Type → P.xxxx

MJS--CS-**-**** Tight Fit

MJS--CS-E**-**** Easy Fit



● Clamping + Key Type → P.xxxx

MJS--CSK-**-**** Tight Fit

MJS--CSK-E**-**** Easy Fit



● Sleeve

Outside Diameter: $\phi 20 - \phi 30$



Tight Fit

Easy Fit

Outside Diameter: $\phi 40$



Tight Fit

Easy Fit

Outside Diameter: $\phi 55 / \phi 65$



Tight Fit

Easy Fit

● Material/Finish

RoHS2 Compliant

	MJS-CS / MJS-CSK
Hub	A2017 Alumite Treatment
Sleeve	Polyurethane
Hex Socket Head Cap Screw	SCM435 Ferrosoferric Oxide Film (Black)

● Applicable motors

	Tight Fit	Easy Fit
Servomotor	○	●
Stepping Motor	○	○
General-Purpose Motor	◎	◎

◎: Excellent ○: Very good ●: Available

● Property

	Tight Fit	Easy Fit
Zero Backlash	○	-
High Torque	◎	◎
Allowable Misalignment	○	○
Vibration Absorption	◎	◎
Electrical Insulation	◎	◎
Assembling	○	◎
Allowable Operating Temperature	-20°C to 60°C	-20°C to 60°C

◎: Excellent ○: Very good

- This is a jaw type flexible coupling.
- It is a short type and more compact than **MJC**.
- Tight Fit enables transmission with zero backlash at low torque.
- Easy fit allows assembling and separation of hubs.
- Excellent flexibility allows eccentricity, angular misalignment and twisting vibration to be accepted.
- It has electrical insulation. Resistance value: Not less than 2 M Ω

● Sleeve Type

Sleeve Type	Sleeve Hardness (JIS)			
	A80	A92	A98	D64
Tight Fit	BL	WH	RD	GR
Easy Fit	EBL	EWH	ERD	EGR

Small ← Rated Torque / Maximum Torque → Large
 Large ← Allowable Misalignment → Small

● Part number specification

MJS-40CSK-ERD-10-11

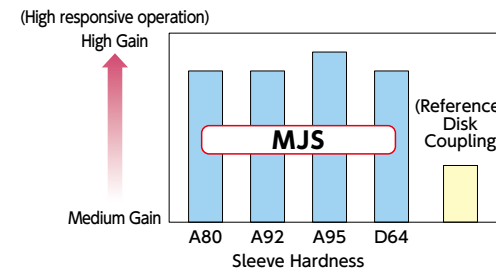
Product Code | Size | Sleeve Type | bore diameter

Please refer to dimensional table for part number specification.

● Tight Fit

The hub and sleeve are press-fit and can be used under zero backlash*1. Since the sleeve's vibration absorption can raise the gain of a servomotor, this unit can achieve high responsive operation exceeding the Disk coupling.

*1: For the torque used under zero backlash, please refer to Performance table.



● Tight Fit Applications

XY stage / Index table / Machine tool / Injection molding machine

● Easy Fit

This unit allows you to easily assemble and partition the hub and sleeve. This allows you to reduce the time of assembling the unit and maintenance. It is possible to mount a hub on the shaft in advance and easily assemble the unit even in a location where the coupling is less-visible.

● Easy Fit Applications

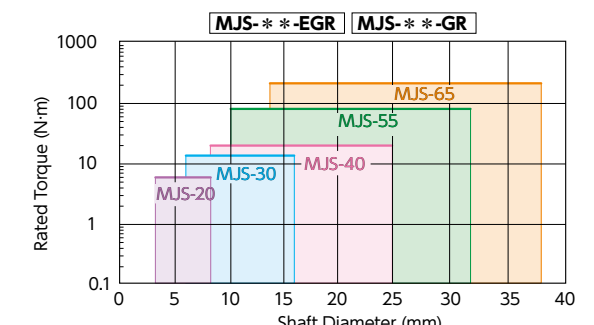
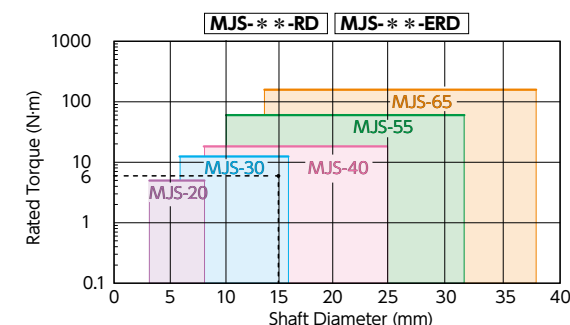
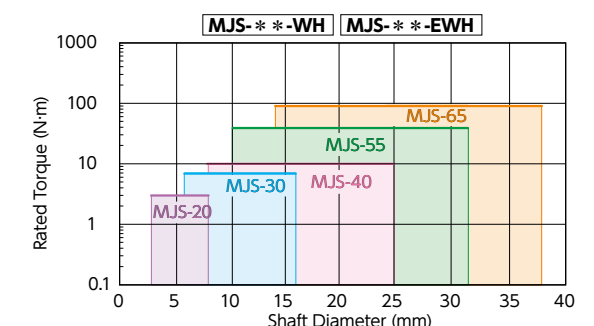
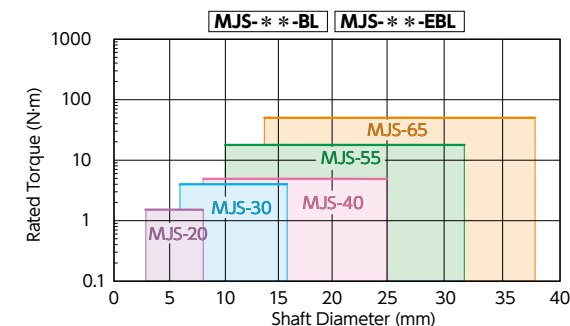
Transport device / Mixer / Ventilator / Pump / Dispenser



Selection

● Selection based on shaft diameter and rated torque

The area bounded by the shaft diameter and rated torque indicates is the selection size.



● Selection Example

In case of selected parameters of shaft diameter of $\phi 15$ and load torque of 6 N·m, the selected size for

MJS--CS-RD**, **MJS-**-CS-ERD** is **MJS-30CS-RD**, **MJS-30CS-ERD**.

[Additional Keyway at Shaft Hole → P.xxxx](#)
[Cleanroom Wash & Packaging → P.xxxx](#)
[Change to Stainless Steel Screw → P.xxxx](#)