Technical Information

● Eccentric Reaction Force

MJT-**-BL MJT-**-EBL

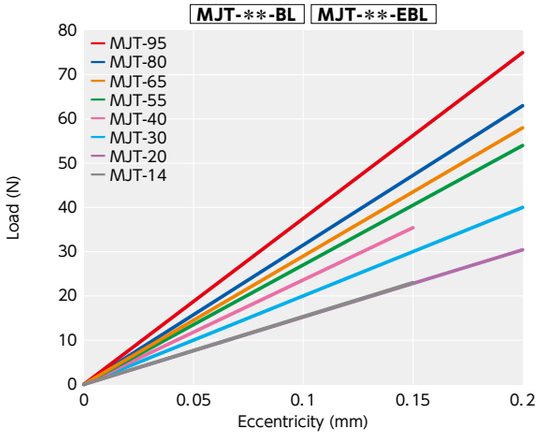

MJT-**-WH MJT-**-EWH

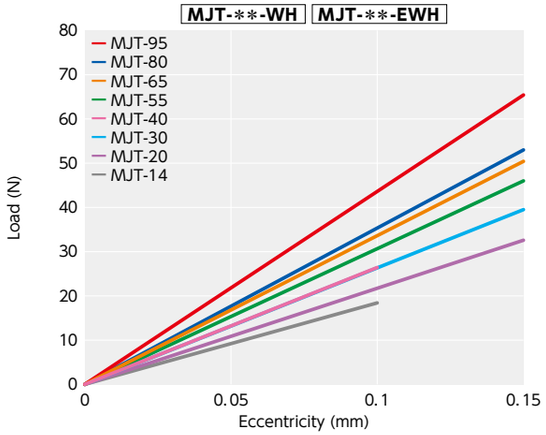

MJT-**-RD MJT-**-ERD

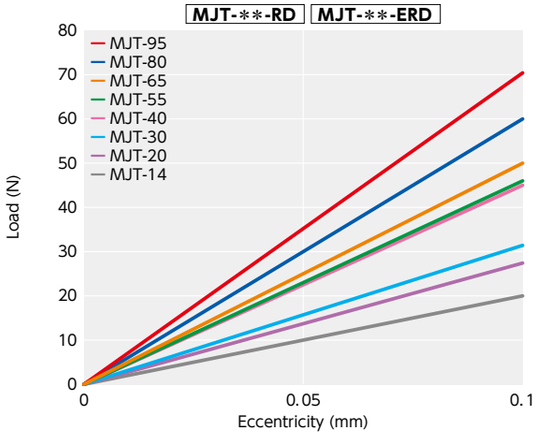

MJT-**-GR MJT-**-EGR

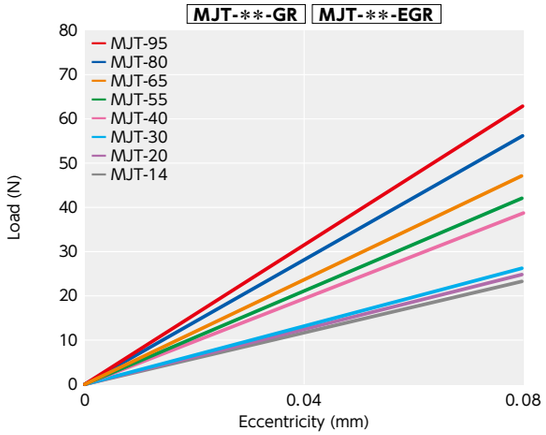

● Change in static torsional stiffness due to temperature

MJT-**-BL MJT-**-EBL

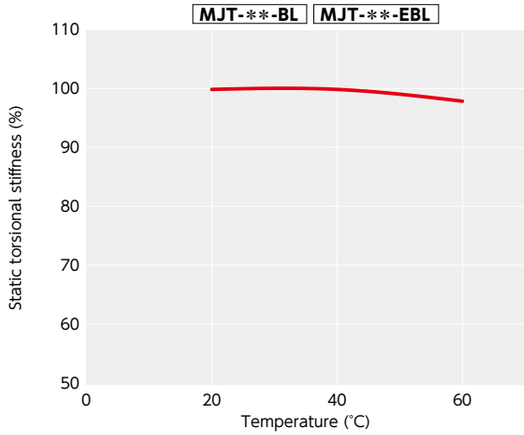

MJT-**-WH MJT-**-EWH

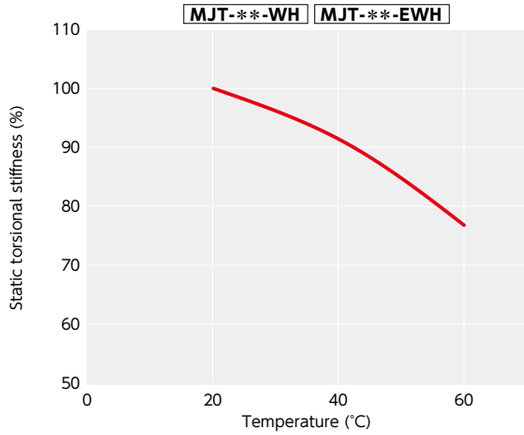

MJT-**-RD MJT-**-ERD

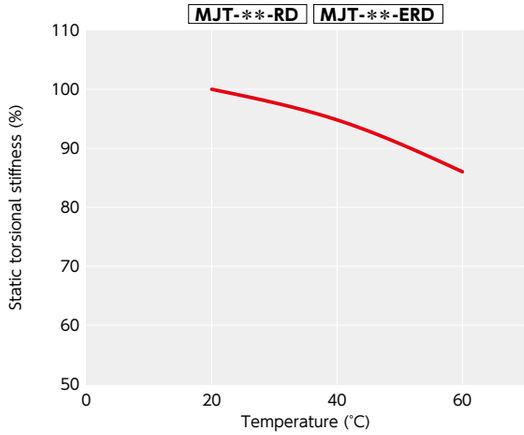

MJT-**-GR MJT-**-EGR

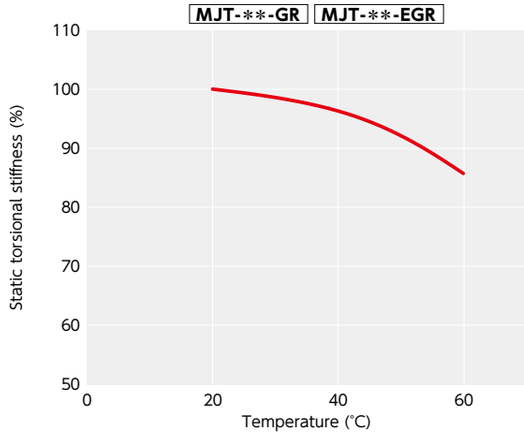

This is a value under the condition where the static torsional stiffness at 20℃ is 100%.
The change of torsional stiffness within the range of allowable operating temperature is as shown in the graph.
Before using the unit, be aware of the deterioration of responsiveness.

● Slip Torque

Concerning the sizes shown in the table, please note that the shaft's slip torque is smaller than the max. torque of MJT-C.

Unit : N・m

Part Number	Bore Diameter (mm)																														
	3	4	4.5	5	6	6.35	7	8	9.525	10	11	12	14	15?	16	18	19	20	22	24	25	28	30	32	35	38	40	42	45	48	50	55
MJT-14C	0.8	1.4	1.6	3.4	2.6	2.8	3.4																									
MJT-20C		3.4	4.5	5.5	7.9	8	8.7	9.4	?5	?5	10																					
MJT-30C					9.6	9.7	9.8	15	16.9	19.3	19.9	21.4																				
MJT-40C								7.1	7.3	7.4	9.8	11.8	16.4	17.9	24.5	27	30.5	34														
MJT-55C										20.3	21.8	23.4	26.1	27.9	30.6	36.1	41.6	44.1	52.3	63.7	69.6	79.2	125									
MJT-65C													27.5	32.2	48.6	57.7	60.7	63.6	68	74.9	80.5	85	90.6	96	230	230						
MJT-80C																		88	89	92	93	95	97	100	102	110	320	500	500			
MJT-95C																					241	243	245	247	249	250	250	250	270	500	500	500

● These are test values based on the condition of shaft's dimensional allowance: h7, hardness: from 34 - 40 HRC, and screw tightening torque of the values described in MJT-C dimensional table.

NBK +81-575-23-1162 info@nbk1560.com http://www.nbk1560.com